



TECHNICAL SPECIFICATION

Optical Distribution Frame



Revision	Date	Prepared	Checked	Approved	Remarks
1	2017-4-12	Wang	Jack	Felix	

shindetek GmbH, Düsseldorf
Am Seestern 4 40547 Düsseldorf GERMANY



The optical fiber distribution frame is suitable for the central office room, access to the office of the computer room, such as the need for distribution fiber, fused fiber, configurative fiber. The frame body should be made of cold rolled steel plate welded structure, and the front door is a double door structure.

The door of the machine frame adopts movable hinge, which can be disassembled flexibly. The opening angle of the door is not less than 110 degrees. And free to open and close 2000 times without damage.

The product is designed according to the requirements of People's Republic of China telecom industry standard YD/T 788-2011 "optical fiber distribution frame". ODF for indoor use, its sealing performance can meet the requirements of the People's Republic of China shell protection class IP33 (GB 4208-2008) requirements. Nene frame it has reliable grounding protection device, convenient and reliable fixed outdoor cable.

ODF frame adopts Q235 high quality cold rolled steel plate; ODF frame of the tray, guide and so on using flame retardant ABS engineering materials, SC adapter, connector using high temperature resistant PBT polymer material.

Mechanical performance:

Box life 15 > years;

Box door open / close repeat operation 2000 times, the function is intact, no excessive wear;

The adapter plug 500, an increase of insertion loss value is less than or equal to 0.2dB

Electrical performance:

The high voltage protective device of the box body is insulated from the box body, and the insulation resistance is not less than 1000M Omega /500V (DC);

The high voltage protective device of the box body is not less than 3000V (DC) with the resistance between the box body and the box body, and the 1min has no breakdown and no arc.

Optical performance:

Optical properties of optical fiber connector

unit: dB

Number	Project name	multimode (1300nm)		singlemode(1310nm and 1550nm)						
		insert t loss	additiona l loss	insertion loss		additional loss	Return loss			Return loss variatio n
				PC、 UPC	AP C		P C	UP C	AP C	
A	Before test	≤ 0.35		≤ 0.35	≤ 0.45		≥ 45	≥ 50	≥ 60	
B	Interchangeability test	≤0.5		≤ 0.5	≤ 0.6		≥ 43	≥ 48	≥ 58	
C	Mechanical durability	≤0.5	≤0.2	≤ 0.5	≤ 0.6	≤0.2	≥ 43	≥ 48	≥ 58	≤5
D	Tensile test	≤0.5	≤0.1	≤ 0.5	≤ 0.6	≤0.1	≥ 43	≥ 48	≥ 58	≤5
E	High temperature test	≤0.5	≤0.2	≤ 0.5	≤ 0.6	≤0.2	≥ 43	≥ 48	≥ 58	≤5
F	Low temperature test	≤0.5	≤0.2	≤ 0.5	≤ 0.6	≤0.2	≥ 43	≥ 48	≥ 58	≤5
G	Damp heat test	≤0.5	≤0.2	≤ 0.5	≤ 0.6	≤0.2	≥ 43	≥ 48	≥ 58	≤5
H	Salt spray test	≤0.5	≤0.2	≤ 0.5	≤ 0.6	≤0.2	≥ 43	≥ 48	≥ 58	≤5
I	Transportation test	≤0.5	≤0.1	≤ 0.5	≤ 0.6	≤0.1	≥ 43	≥ 48	≥ 58	≤5

Adapter SC/APC for ODF

Standard reference for FC adapter: IEC 61754-4

General properties:



SC/APC adapter

Note: the picture provides a reference only!

Technical characteristics:


Type	FC/APC	SC/APC	ST/APC	LC/APC
Insert loss (dB)	≤0.20	<0.20	<0.20	<0.20
Repeatability (dB)	≤0.20	≤0.20	≤0.20	≤0.20
Interchangeability (dB)	≤0.20	≤0.20	≤0.20	≤0.20
Material of sleeve	Ceramic			
Operating temperature (°C)	-40~+80	-25~+70	-25~+70	-25~+70
Storage temperature (°C)	-40~+80	-25~+70	-40~+80	-25~+70
Industrial standard	IEC 61754-4			

Bunchy cable pigtail, SC/APC, G652D fiber, 1.5m, PVC sheath for ODF

Standard reference for connector: IEC61754-4



SC/APC connector



Bunchy cable pigtail

Note: The picture provides a reference only!

Technical characteristics for Connector

Technical specification				
Fiber type	SM			MM
Connector type	SC			SC
Grinding type	PC	UPC	APC	≤0.3
Insertion loss(dB)	≤0.3	≤0.3	≤0.3	
Return loss(dB)	≥45	≥50	≥60	/
Operation temperature	-25 °C to +70 °C			
Longevity	>500 times			
Standard	IEC 61754-4			

Cable information

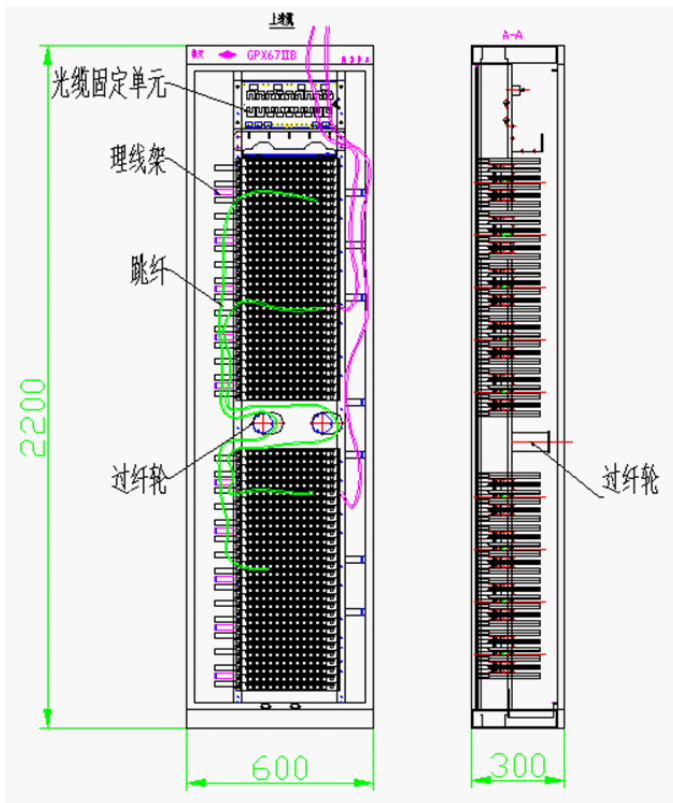
The outer sheath of the cable is PVC material.

Optical fiber: G652D

The optical fiber shall be made of high pure silica and germanium doped silica. UV curable acrylate material is applied over fiber cladding as optical fiber primary protective coating. The detail data of optical fiber performance are shown in the following table:

Category	Description	Specifications	
		Before cabling	After cabling
Optical Specifications	Attenuation @1310 nm	≤0.34 dB/km	≤0.36 dB/km
	Attenuation @1383 nm	≤0.34 dB/km	≤0.35 dB/km
	Attenuation @1550 nm	≤0.20 dB/km	≤0.22 dB/km
	Attenuation @1625 nm	≤0.23 dB/km	≤0.25 dB/km
	Zero Dispersion Wavelength	1300~1324 nm	
	Zero Dispersion Slope	≤ 0.092 ps/nm ² ·km	
	Polarization Mode Dispersion (PMD)	0.2 ps/√km	
	Cable Cutoff Wavelength (λ_{cc})	≤1260 nm	
	Macro bending Loss (100 turns; Φ 50 mm) @1550 nm (100 turns; Φ 50 mm) @1625 nm	≤ 0.05 dB ≤ 0.10 dB	
	Mode Field Diameter @1310 nm	9.2±0.4 μ m	
Dimensional Specifications	Cladding Diameter	125 ±1 μ m	
	Core/clad concentricity error	≤0.6 μ m	
	Cladding Non-Circularity	≤1.0%	
Mechanical Specifications	Proof stress	≥0.69Gpa	

Product type: GPX67 II B-2
Dimensions: 2200 x 600 x 300 (mm)



12 core integrated pallet

